



L3HARRIS™
FAST. FORWARD.

RF-1944-AT020

20 Watt Manpack Broadband Inverted VEE HF Antenna

MECHANICAL	
RF Connector	BNC, male
RF Coaxial Cable	RG-174 (10 meters)
Set Up Time	10 minutes for one person

ENVIRONMENTAL	
Temperature	Operating -40°F to +131°F (-40°C to +55°C) Storage: -58°F to +159.8°F (-50°C to +71°C)
Relative Humidity	0 to 100%

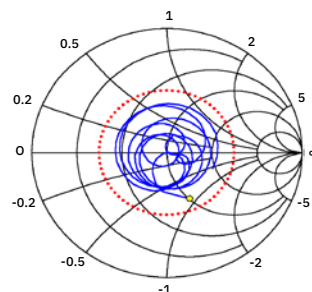
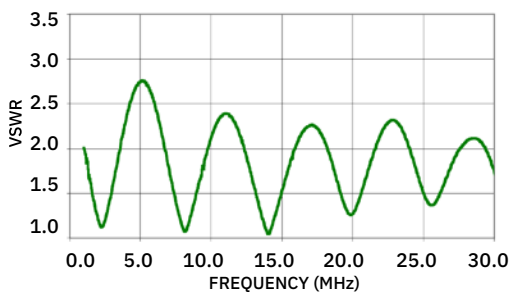
ELECTRICAL	
Frequency Range	1.6 to 30 MHz
RF Power Capacity	20 Watts PEP and average
Input Impedance	50 ohms (nominal)
Radiation Pattern	See plot on back page
Polarization	Primarily horizontal
VSWR	See plot below
Gain	-16 dBi at 2 MHz -2 dBi at 30 MHz

PHYSICAL	
Dimensions	Stowed: 12 H x 4 W x 3 D in (30.5 H x 10.1 W x 7.6 D cm) Deployed: 196 ft (60 meters).
Weight	3 lbs 10 oz (1.6 kg)
Color/Finish	Black/OD finish



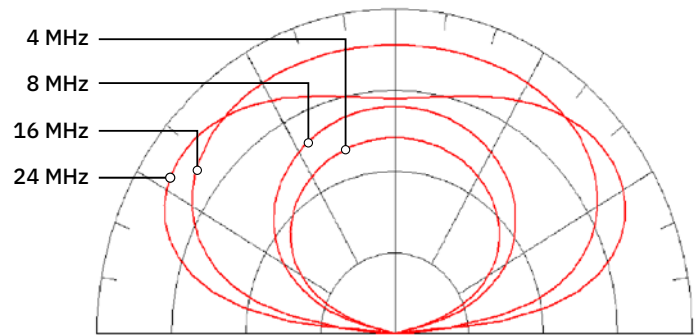
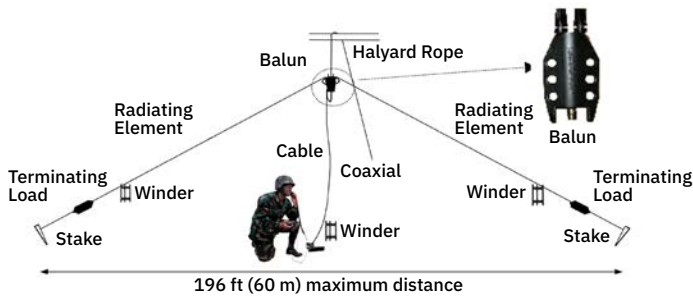
The RF-1944-AT020 antenna is a lightweight, portable broadband dipole antenna providing radiation patterns ideal for HF skywave communications from 0 to 500 miles. The rugged, yet simple design allows quick installation into its primary inverted VEE configuration. The termination loads support instantaneous bandwidth performance over the entire 1.6 to 30 MHz frequency range. The RF-1944-020 is very effective for operations employing agile waveforms such as ALE and frequency hopping.

TYPICAL RF-1944 VSWR AND IMPEDENCE PLOTS



**RF-1944-AT020 (12006-1802-01) INVERTED VEE
BROADBAND ANTENNA, 2-30 MHZ, 20-WATTS**

**RF-1944 RADIATION PATTERNS
FOR 4, 8, 16 AND 24 MHZ**



RF-1944-AT020 20 Watt Manpack Broadband Inverted VEE HF Antenna
© 2020 L3Harris Technologies, Inc. | 03/2020 SP151

Non-Export Controlled Information

L3Harris Technologies is an agile global aerospace and defense technology innovator, delivering end-to-end solutions that meet customers' mission-critical needs. The company provides advanced defense and commercial technologies across air, land, sea, space and cyber domains.



1025 W. NASA Boulevard
Melbourne, FL 32919