



**L3HARRIS™**  
FAST. FORWARD.

# RF-1936/38


## Portable Crossed-Pole Antenna Series

MECHANICAL	
RF Connector	Side feed with wing nut
Installation Time	RF-1936: 5 min. with 2 people RF-1938: 15 min. with 2 people
ENVIRONMENTAL	
Temperature	Operating -40°F to +131°F (-40°C to +55°C) Storage: -76°F to +158°F (-60°C to +70°C)
Wind	RF-1936: 60 mph (96 kph) with no ice
ELECTRICAL	
Frequency Range	2 to 30 MHz with antenna coupler
RF Power Capacity	400 W
Input Impedance	Compatible with RF-5800H internal coupler and RF-382 antenna couplers
Radiation Pattern	Azimuth: Omni-directional Elevation: See radiation patterns on page 2
Polorization	Horizontal for the RF-1936 or a RF-1938 Vertical if used with the monopole conversion kit option
VSWR	In accordance with RF-5800H internal coupler and RF-382 Antenna Couplers
Gain	See radiation patterns on page 2
PHYSICAL	
Dimensions	Stowed: RF-1936: 1 bag 26 L x 7 D in diameter RF-1938: 2 bags 26 L x 7 D in  Deployed: RF-1936 – 61 by 61 ft  Height: RF-1936: 15 ft (4.6 m) RF-1938: 27.9 ft (8.6 m)
Weight	RF-1936: 15 lb (6.8 kg) RF-1938: 27 lb (12.2 kg)
Finish	RF-1936P-10 CARC 383 Green RF-1936P-30 Semi Gloss Green RF-1936V-10 CARC 383 Green RF-1936V-30 Semi Gloss Green RF-1938AT-10 CARC 383 Green RF-1938AT-30 Semi Gloss Green
REMOTE KIT CONTENTS	
Monopole Conversion Kit	RF-1938-AT003 (convert RF-1936/38 to top-loaded monopole)
Vehicular Antenna Adapter	RF-1936-01 (included with the RF-1936V)
Mounting Plate for flat surface	RF-1936-02 (included with the RF-1936P and RF-1938AT)

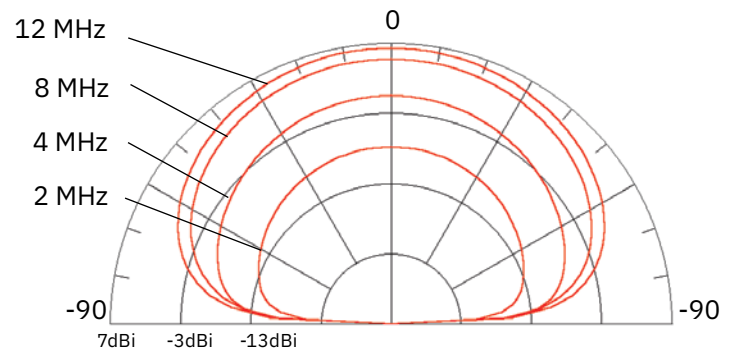


The RF-1936/38 Series of antennas are rapid-deployment solutions for Near Vertical Incidence Skywave (NVIS) communications. The NVIS path mode range from 10 to 400 km, which is very effective for mountainous, heavily wooded terrain or dry sandy soil where groundwave is limited. The RF-1936 is used for general purpose NVIS communication links out to 400 km. The RF-1938 is designed for the hard-to-close 10 to 200 km links. These lightweight antenna systems are easily carried and installed by two people in less than 15 minutes. The sectional mast is a low-loss coaxial feed line for unequal length crossed dipole radiating elements which are attached to guy ropes for mast support.

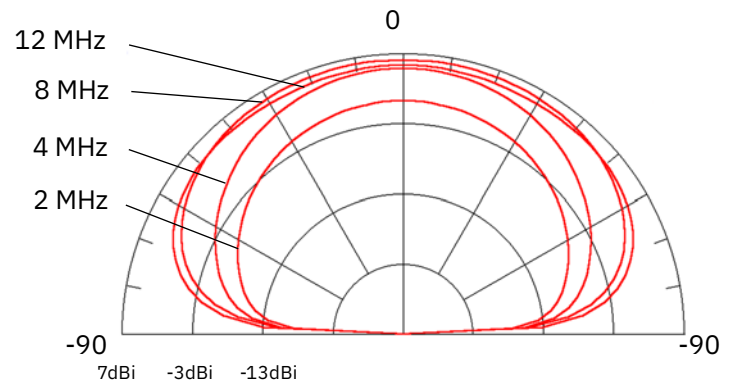
## TYPICAL INSTALLATION OF AN RF-1936



## RADIATION PATTERNS OVER AVERAGE GROUND



2, 4, 8, 12 MHz Patterns for the RF-1936 Antenna



2, 4, 8, 12 MHz Patterns for the RF-1938 Antenna

RF-1936/38 Portable Crossed-Pole Antenna Series

© 2020 L3Harris Technologies, Inc. | 03/2020 SP152

### Non-Export Controlled Information

L3Harris Technologies is an agile global aerospace and defense technology innovator, delivering end-to-end solutions that meet customers' mission-critical needs. The company provides advanced defense and commercial technologies across air, land, sea, space and cyber domains.



**L3HARRIS™**  
FAST. FORWARD.

1025 W. NASA Boulevard  
Melbourne, FL 32919