

LEGACY BANDIT VS BANDIT 2 PRODUCT COMPARISON

Same low-SWAP package with more waveforms, transmit power, and frequency options

The L3Harris BANDIT 2 transceiver, L3Harris' next-generation BANDIT product, maintains the lightweight and low-cost form factor of the discontinued legacy BANDIT transceiver while providing more up-to-date functionality in line with current ISR environments.


PRODUCT DESCRIPTION

The L3Harris BANDIT 2 tri-band transceiver is a small, lightweight and low-power digital transceiver providing wideband data link capability adaptable to a wide variety of applications. It delivers real-time, IP-based, full-motion digital video for situational awareness, targeting, battle damage assessment, surveillance, video broadcast, remote sensors, convoy operations and other situations where high-resolution video is required.

The transceiver is designed primarily for size and weight constrained platforms operating in harsh environments. It is interoperable with other products using the USG and NATO standard waveforms. The L-, S-, or C-Band frequencies are centered around standard analog frequency ranges, making the BANDIT 2 software-defined radio a perfect replacement for analog links, adding better-performing digital signal transmission and improved security through the Crypto Core Modernization (CCM) program*.

Legacy BANDIT

BANDIT 2



The appearance of U.S. Department of War visual information does not imply or constitute DOW endorsement.





Low-Cost, Lightweight,
Wideband Data Link
All-in-One Digital
Transceiver

KEY FEATURES OF BANDIT 2

- > Same size and weight between product generations, including mounting hole locations
- > Addition of low L- and C-Band supported frequencies and additional S-Band frequencies
- > AES enabled and designed for FIPS 140-2 certification*
- > Designed for USG and NATO Type 1* capability
- > Supports all legacy BANDIT waveforms plus BE-CDL and International Waveform (IW)
- > Data rates up to 45 Mbps

NOTABLE DIFFERENCES

- > RF Power Out increased to 33 dBm (2x BANDIT)
- > BANDIT 2 supports SD H.264 video encode only
- > Power draw increased to 35 W with BANDIT 2
- > New connector interfaces
- > Main I/O changed from 15-pin Micro-D to 25-pin Micro-D connector
- > RF ports changed from SSMC to more robust SMA connectors

FEATURE	BANDIT	BANDIT 2
Frequency Bands		
L-Band Low	N/A	1350 to 1390 MHz, 1 KHz steps
L-Band High	1625 to 1850 MHz, 0.5 MHz steps	1755 to 1850 MHz, 1 KHz steps
S-Band	2200 to 2500 MHz, 0.5 MHz steps	2025 to 2500 MHz, 1 KHz steps
C-Band Low	N/A	4400 to 4990 MHz, 1 KHz steps
General Capabilities		
Size	5.69" (l) x 2.85" (w) x 0.78" (h)	5.48" (l) x 2.85" (w) x 0.78" (h)
Weight	< 0.6 lb.	< 0.6 lb.
Power	Input Voltage: 10 to 32 VDC Power Consumption: 23 W max. RF Output Power: ≥ 29 dBm (either band)	Input Voltage: 10 to 32 VDC Power Consumption: 35 W max. RF Output Power: ≥ 33 dBm (all bands)
Video Encode/Decode	H.264, MPEG-4, MPEG-2, MJPEG	H.264 (encode only)
Encryption	FIPS 140-2 AES, Triple DES	FIPS 197 AES 256 bit encryption
Waveforms Supported	Tactical, VNW, 466ER, FM Analog	BE-CDL (modes 1–15, 101–105, 201*), Tactical, VNW, 466ER, International Waveform (IW), FM Analog (Transmit Only)
Data Rates	Up through 6.4 Mbps	Up to 45 Mbps
Networking	IPv4	IPv4/IPv6
External / User Interfaces		
Video	RS-170 Analog Video Input/Output (NTSC, PAL) (dedicated connector, J2)	RS-170 Analog Video Input (NTSC, PAL) (I/O pins on J1)
RS-232	2x	1x
Ethernet	10/100 Base-T (1x), Layer 3 Routing	10/100 Base-T (2x), Layer 2 Switching or Layer 3 Routing
Front Interface Layout		
Back Interface Layout		
J1	Main I/O, 15-pin Micro-D	Main I/O, 25-pin Micro-D
J2	Video In/Out, SSMC	L-Band RF Tx/Rx, SMA
J3	L-Band RF Tx/Rx, SSMC	C-Band RF Tx/Rx, SMA
J4	S-Band RF Tx/Rx, SSMC	S-Band RF Tx/Rx, SMA
Environmental		
Altitude	< 50,000 ft.	< 70,000 ft. (design objective)
Temperature	-30 °C to +49 °C, operating (forced air) -40 °C to +85 °C, non-operating	-40 °C to +55 °C, operating (forced air) -40 °C to +65 °C, operating (conduction cooled) -40 °C to +85 °C, non-operating
Vibration	4.12 gRMS	MIL-STD-810G design objective
EMI	N/A	MIL-STD-461F design objective

*Crypto Core Modernization (CCM) program includes DoD and NATO Type 1 encryption capabilities, and is pending NSA certification. FIPS 197 AES 256 bit encryption included; FIPS 140-2 certification available with customer funding. BE-CDL rev D, Mode 201, included in a future release. Designed to support STD-CDL/STANAG 7085 waveforms but not yet implemented.

Legacy BANDIT vs BANDIT 2 Product Comparison

© 2025 L3Harris Technologies, Inc. | 09/2025 | BCS | 18-DSD-203 | Rev-202

NON-EXPORT CONTROLLED: THIS DOCUMENT CONSISTS OF INFORMATION THAT IS NOT DEFINED AS CONTROLLED TECHNICAL DATA UNDER ITAR PART 120.33 OR TECHNOLOGY UNDER EAR PART 772.

L3Harris Technologies is the Trusted Disruptor in the defense industry. With customers' mission-critical needs always in mind, our employees deliver end-to-end technology solutions connecting the space, air, land, sea and cyber domains in the interest of national security. Visit [L3Harris.com](https://www.l3harris.com) for more information.



1025 W. NASA Boulevard
Melbourne, FL 32919

[L3Harris.com](https://www.l3harris.com)