

NCSi

Next-generation Intelligence, Surveillance and Reconnaissance Situational Awareness and network management

The L3Harris Network Control System international (NCSi) provides the next generation of Intelligence, Surveillance and Reconnaissance (ISR), Situational Awareness (SA) and management of multiple video feeds from airborne, ground, maritime and mobile vehicles. NCSi distributes critical Command and Control (C2) data throughout the battlefield, providing a common operational picture for decision makers. NCSi features a library of legacy radio interfaces to provide scalable video services to legacy tactical radio networks. A proven ISR network planner and simulation tool, C2 visualization provide network monitoring and situational awareness to exploit and disseminate video and data dynamically over a number of networks.

PRODUCT DESCRIPTION

NCSi is designed to be the center of the planning, configuration and command and control of the managed, multi-tier network. The NCSi provides real-time network Situational Awareness (SA) including physical location of nodes, node health and status and network connections. This includes configuration and management of the Open System Interconnection (OSI) network, datalink and physical layers which enables network applications control and monitoring (through available native interfaces of the applications).



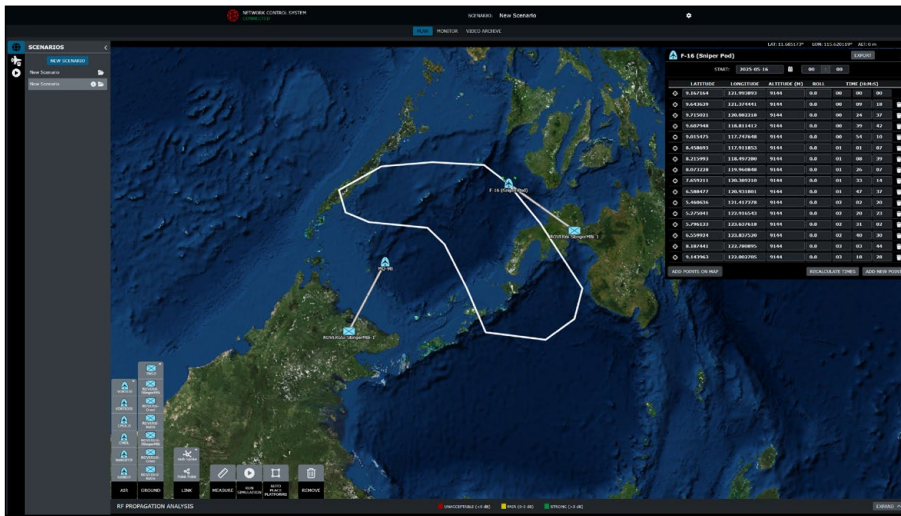
Providing the next generation of ISR situational awareness and network management

KEY FEATURES

- > Provides airborne ISR mission planning, bandwidth management and dissemination of multiple High Definition (HD) video feeds while displaying a C2 display of ISR and Blue Force messages
- > Provides expanded network control and legacy radio integration and is designed to support bandwidth management and improved C2 features.
- > Web based:
 - Virtualized NCS
 - Rapid instantiation/deployment
 - Web access to NCS features

NETWORK MANAGEMENT VERSATILITY

The Network Control System integrates disparate radio and networking control systems into a common application framework that manages the dynamic nature of a given network. NCSi operates as the primary interface for multiple facets of mobile network planning, management, configurations and control. It does not require its own data link terminal or unique NCSi node radio system. The NCSi can be deployed on L3Harris hardware as described in this datasheet or as software on customer provided hardware. The NCSi communicates with communication devices over an IP network.



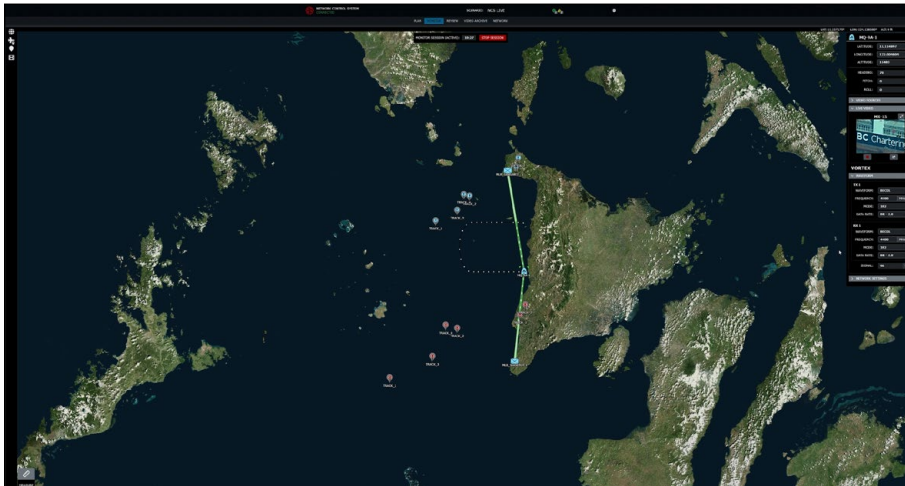
ISR MISSION PLANNING

- > Time-phased mission planning
- > Save/restore missions
- > Platform/radio configuration
- > Network configuration
- > Waypoint/trajectory configuration



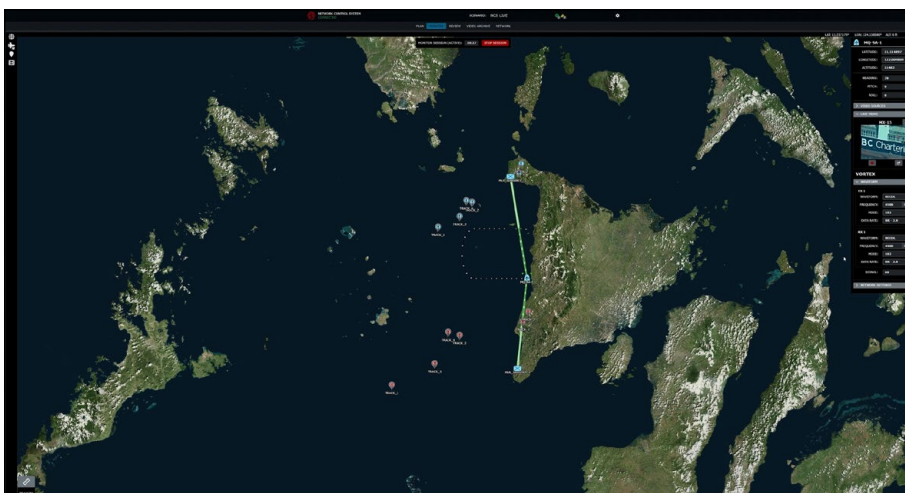
MISSION REHEARSAL

- > Terrain, platform blockage analysis
- > RF link budget analysis
- > Monte Carlo analysis/iterative analysis



ISR C2

- > Blue force message integration
- > Cursor on Target (COT)
- > UAV support and position optimization



ISR NETWORK MONITORING AND VIDEO MANAGEMENT SERVICES

- > Radio interface library
- > Platform/radio health monitoring
- > Trajectory/trajectory history
- > Bandwidth Management
- > Multi-format video
- > Live video (stored on NCSi)
 - Transcoded or raw
- > Archived library storage of video (on NCSi)
- > Remote access to NCSi library via web

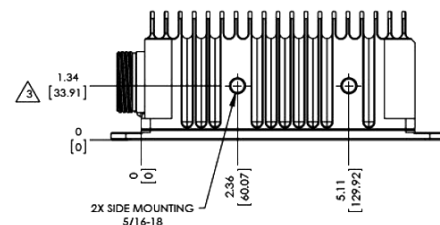
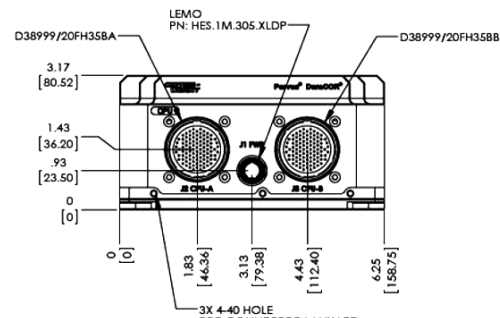
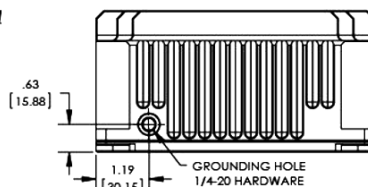
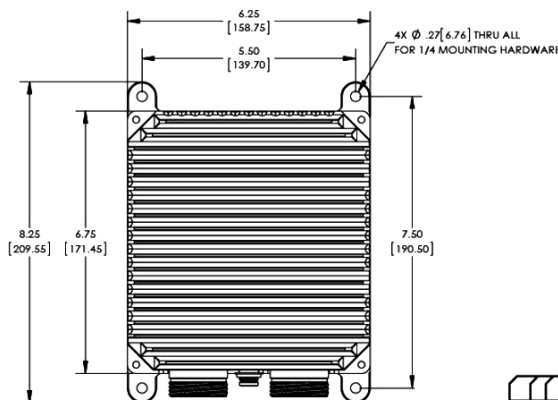
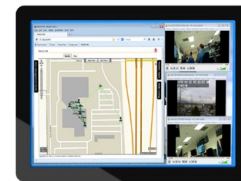
SPECIFICATIONS

User View Characteristics

- > Software or L3Harris Hardware based
- > User interface uses Web browser
- > Linux-based with Hyper-V Virtual Machine to support windows installations.
- > Provide mapview, netview and analytics
- > Manage disparate radios and network equipment
- > Integrated Iris Pro Graphics P580
- > Expandable/modular open architecture
 - External storage
 - Wide variety of I/O modules available
- > 1TB SSD internal storage
- > 2xHDMI, 2xUSB 3.0, 4xUSB 2.0, 2x10/100/1000 Ethernet
- > MIL-STD 810G, 461F, 1275D, 704F, DO-160, CE, IP67

Physical Characteristics

- > Weight: 8 lb.
- > Power (max): 120.20 W
- > Size: 8.25" (d) x 6.25" (w) x 3" (h)
- > 9-36V input
- > Low SWAP-C
- > Mil-DTL 38999 Connectors
- > Fanless 6th gen Intel mobile Xeon
- > MIL-704F+1275D+DO-160 compliance,
- > 50/200ms hold-up, N+1 redundancy
- > -40 °C to +71 °C fanless passive natural convection
- > MRL 8/TLR 8



NCSi

© 2025 L3Harris Technologies, Inc. | 11/2025 | BCS | 18-DSD-206 | Rev-203

NON-EXPORT CONTROLLED: THIS DOCUMENT CONSISTS OF INFORMATION THAT IS NOT DEFINED AS CONTROLLED TECHNICAL DATA UNDER ITAR PART 120.33 OR TECHNOLOGY UNDER EAR PART 772.

L3Harris Technologies is the Trusted Disruptor in the defense industry. With customers' mission-critical needs always in mind, our employees deliver end-to-end technology solutions connecting the space, air, land, sea and cyber domains in the interest of national security. Visit [L3Harris.com](https://www.l3harris.com) for more information.



1025 W. NASA Boulevard
Melbourne, FL 32919

[L3Harris.com](https://www.l3harris.com)